

TECHNICAL SPECIFICATION**1. Desks and tables:**

Multilayer top with total thickness 40 mm, made of 12+28 mm thick MFC. Edges covered with 2 mm PVC. Decorative elements of the top made of 12 mm thick satin tempered glass.

Glass tops made of 15 and 19 mm thick satin tempered glass.

Legs:

- legs made of aluminium anodized profile
- panel legs made of 12+28 mm thick MFC, edges covered with 2 mm thick PVC.

Modesty panel made of 18 mm thick MFC, edges covered with 2 mm thick PVC.

2. Cabinets and pedestals:

Top made of 12 mm thick MFC, edges covered with 2 mm thick PVC.

External side panels made of 12 mm thick MFC, edges covered with 2 mm thick PVC.

Fronts:

- panel fronts made of 18 mm thick MFC, edges covered with 2 mm thick PVC.
- glass fronts made of 5 mm thick satin tempered glass.

Cabinet's and pedestal's bodies made of 18 mm thick MFC. All front edges covered with 2 mm thick PVC. Back panels made of 18 mm thick MFC.

Cabinets do not have lock. There is a possibility of fixing two-point lock for an additional cost of 40EUR per piece only in panel doors. In case of placing an extra order for the lock "Z" symbol has to be added in the end of the product index. There is no possibility of fixing lock in glass doors.

Pedestals equipped with metal drawers on ball runners, centrall lock with folded key and antitilt mechanism (only one drawer may be opened at the same time). Separate pencil drawer.

Media port - there is an option to order desks and tables with power slat:

- slat S91E location A or B or C (2pcs)
- slat S92E location G or H or K (2pcs)

Marking choosen symbol in the end of the product index: e.g. WZ147B

PACKING

Delivered flat packed ready to assemble.

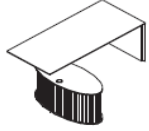



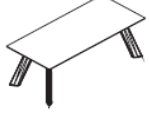
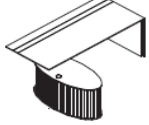
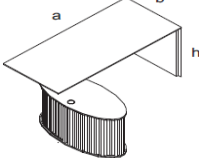
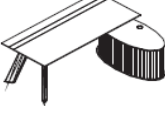




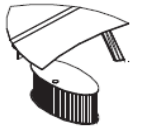
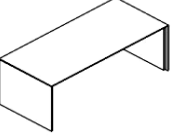
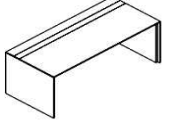


FINISHES









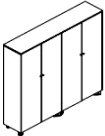
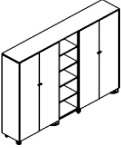
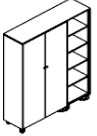
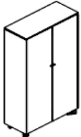
Cabinet's bodies, thickeners under desktops and cabinet's plinths available in 01-anthracite.

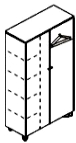


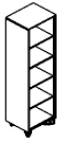
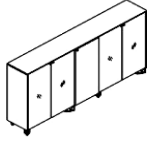
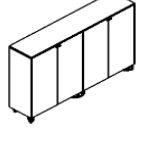
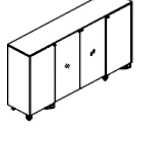
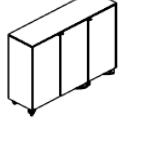

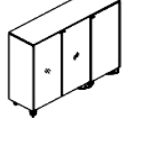
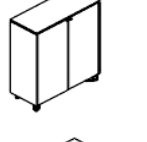
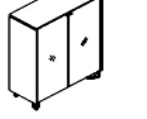
| FINISHES | Desks and extensions | | Desks and extensions | | Cabiners | | Pedestals | | Wall panel | |
|-------------------|----------------------|---|--------------------------------------|--------------------------------------|------------------------------|------------------------------|------------------------------|------------------------------|------------------------------|------------------------------|
| | Top | Thickener Modesty panel Panel leg | Top+Sides Front Body Plinth | Top+Sides Front Body Plinth | Top + Sides Front Body | Top + Sides Front Body | Top + Sides Front Body | Top + Sides Front Body | Top + Sides Front Body | Top + Sides Front Body |
| 01 - anthracite | | √ | | √ √ | | √ | | √ | | |
| 23 - nut | √ | | √ √ | √ √ | | √ √ | | √ √ | | √ |
| 31 - canadian oak | √ | | √ √ | √ √ | | √ √ | | √ √ | | √ |
| 34 - chestnut | √ | | √ √ | √ √ | | √ √ | | √ √ | | √ |

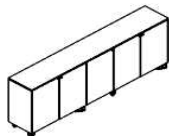
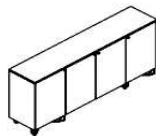
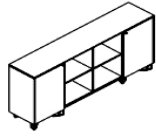
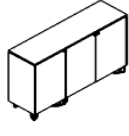

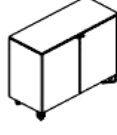

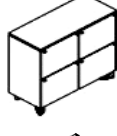
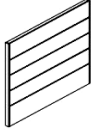

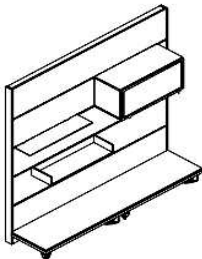

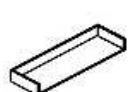
Colour scheme (used for order confirmation and product labelling)

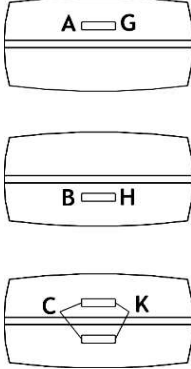
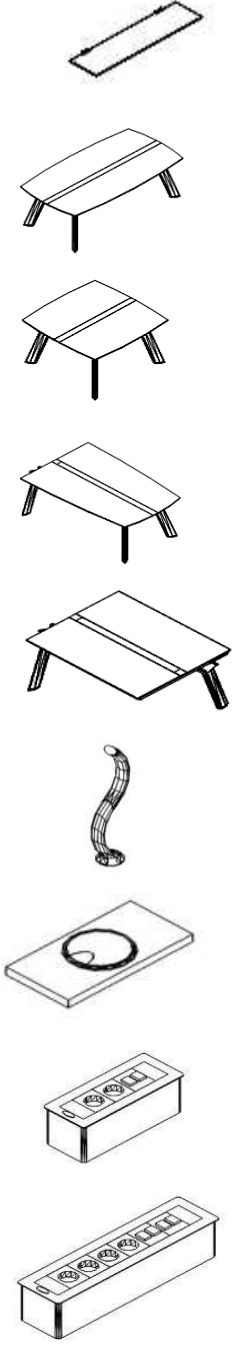

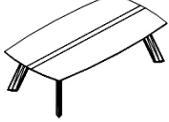
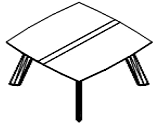
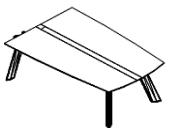
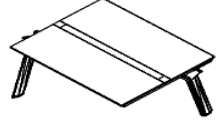

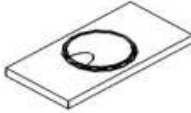
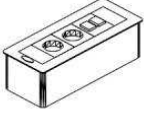
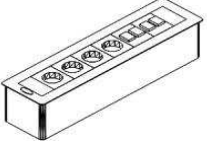
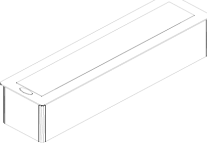
| SYMBOL | Top | | Body | | Front | | frame | | Fabrics | |
|--------|-----|----|------|----|-------|----|-------|----|---------|--|
| | B | B1 | K | K1 | F | F1 | S | S1 | T | |
| WZ16 | 31 | 31 | 31 | 31 | 01 | 01 | | | | |

| AERO | | DIMENSIONS (mm) | SYMBOL | SYMBOL | SYMBOL | NOTES |
|---|---|--|--------------|--------|--------|----------------------------|
| | | width x depth x height a / a' b / b' c / c' | price | price | price | |
| SETS OF DESKS | | | | | | |
| |  | 2000x1646x750 | WZ147 | | | media port location A or B |
|  |  | 2000x1646x750 | WZ167 | | | media port location A or B |
|  |  | 2000x900x750 | WZ16 | | | media port location A or B |
| |  | 2000x1646x750 | WZ247 | | | media port location A or B |
|  |  | 2000x1646x750 | WZ267 | | | media port location A or B |
| |  | 2000x900x750 | WZ26 | | | media port location A or B |
|  |  | 1802x1561x750 | WZ36 | | | media port location A or B |
|  |  | 1870x2451x750 | WZ367 | | | media port location A or B |
| |  | 2000x900x750 | WZ18 | | | media port location A or B |
| |  | 2000x900x750 | WZ28 | | | media port location A or B |
| GLASS DESKS AND COFFEE TABLES |  | 2100x1000x750 | WP5 | | | satin glass top 19 mm |
| |  | 960x950x500 | WP6 | | | satin glass top 19 mm |

| AERO | | DIMENSIONS (mm) | | SYMBOL price | SYMBOL price | SYMBOL price | NOTES | |
|---|---|---|----------------------|--------------|--------------|--------------|---|-----------------------------|
| | | width x depth x height | a / a' b / b' c / c' | | | | | |
| ADDITIONAL ELEMENTS FOR DESKS |  | 900x900x475 | | WP7 | | | | |
| |  | 800x1200x475 | | WP8 | | | | |
| |  | 1000x1000x750 | | WP9 | | | | |
| |  | 1000x600x750 | | WD01 | | | width given after assembling to the top | |
| |  | 750x1600x780 | | WD02 | | | satin glass top 19 mm | |
| |  | 340x1000x70 | | WB07 | | | tambour storage (fixing to the desk) | |
| |  | 1300x600x585 | | WD03 | | | satin glass top 19 mm | |
| | PEDESTAL |  | 452x635x602 | | WKR13 | | | pedestal with metal drawers |
| | SETS OF CABINETS 50H |  | 1976x421x1908 | | W511 | | | |
| | |  | 2464x421x1908 | | W5119 | | | |
|  | | 1488x421x1908 | | W519 | | | | |
|  | | 1000x421x1908 | | W51 | | | | |

| AERO | | DIMENSIONS (mm) width x depth x height a / a' b / b' c / c' | SYMBOL price | SYMBOL price | SYMBOL price | NOTES |
|----------------------|---|---|-----------------|-----------------|-----------------|--------------------------------|
| SETS OF CABINETS 30H |  | 1000x421x1900 | W52 | | | wardrobe with slide-out hanger |
| |  | 512x421x1908 | W56 | | | |
| |  | 512x421x1908 | W57 | | | |
| |  | 512x421x1908 | W59 | | | |
| |  | 2464x421x1204 | W3557 | | | glass doors |
| |  | 1976x421x4204 | W311 | | | |
| |  | 1976x421x4204 | W3567 | | | glass doors |
| |  | 1488x421x1204 | W317 | | | |
| |  | 1976x421x4204 | W3567 | | | glass doors |
| |  | 1488x421x1204 | W357 | | | glass doors |
| |  | 1000x421x1204 | W31 | | | |
| |  | 1000x421x1204 | W35 | | | glass doors |

| AERO | | DIMENSIONS (mm) | SYMBOL price | SYMBOL price | SYMBOL price | NOTES |
|---|---|--|--------------|--------------|--------------|-------|
| | | width x depth x height a / a' b / b' c / c' | | | | |
| SETS OF CABINETS 20H | | | | | | |
| |  | 2464x421x852 | W2116 | | | |
| |  | 1976x421x852 | W2167 | | | |
| |  | 1976x421x852 | W2367 | | | |
| |  | 1976x421x852 | W2167 | | | |
| |  | 1488x421x852 | W217 | | | |
| |  | 1000x421x852 | W21 | | | |
| |  | 1976x421x852 | W2367 | | | |
| |  | 1000x421x852 | W24 | | | |
| WALL PANEL |  | 2000x80x1900 | ZE1 | | | |
| |  | 2000x441x152 | ZE2 | | | |
|  |  | 800x351x370 | ZE3 | | | |
| |  | 800x252x100 | ZE4 | | | |

| AERO | | DIMENSIONS (mm) | | SYMBOL | SYMBOL | SYMBOL | NOTES |
|---|---|--|-------------|--------|--------|--------|---|
| | | width x depth x height a / a' b / b' c / c' | | price | price | price | |
| <p>CONFERENCE TABLES</p>  <p>CONFERENCE TABLES ADDITIONAL ELEMENTS</p> <p>can be used only between conference tables e.g. WP3</p>  |  | 800x200x6 | ZE5 | | | | |
| |  | 2400x1300x750 | WP1 | | | | media port location A,C (2pcs) or G, K (2pcs) |
| |  | 1482x1482x750 | WP2 | | | | media port location A,C (2pcs) or G, K (2pcs) |
| |  | 2100x1400x750 | WP3 | | | | ending elem. of conf. table media port A,B,C or G,H,K |
| |  | 1680x1400x750 | WP4 | | | | middle elem. of conf. table media port A,C or G,K |
| |  | 140x70x750 | S81 | | | | vertical cable duct |
| |  | 100x200x15 | WD05 | | | | metal cable port in panel frame |
| |  | 267x110x93 | S91E | | | | non-discount price |
| |  | 426x110x93 | S92E | | | | non-discount price |
| |  | | | | | | |

| AERO | DIMENSIONS (mm) | SYMBOL | PRICE | SYMBOL | PRICE | NOTES |
|------|--|--------|-------|--------|-------|-------|
| | width x depth x height a / a' b / b' c / c' | | | | | |

MEDIA PORT LOCATION

